


SAMSUNG

Cebu



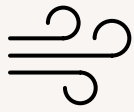
Enjoy a more intelligent
way of living

samsung.com/cebu



Introducing the Samsung Cebu with AI

Designed to cool faster, wider & farther



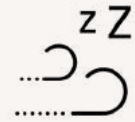
Fast Cooling

Cool rooms quickly from corner to corner, so you're always comfortable. Digital Inverter Boost technology cools the air 43% faster*. Its advanced design also has a 15% larger fan, 18% wider inlet and a 31% wider blade. So cool air is dispersed farther and wider**, reaching up to 15 meters.



ECO Mode

Save energy, but still stay cool. ECO mode uses less compressor capacity compared to Normal mode, which reduces energy consumption***. It lets you cool more efficiently when it's not too hot outside or just save energy and money at any time, so you don't have to worry about the electricity bills.



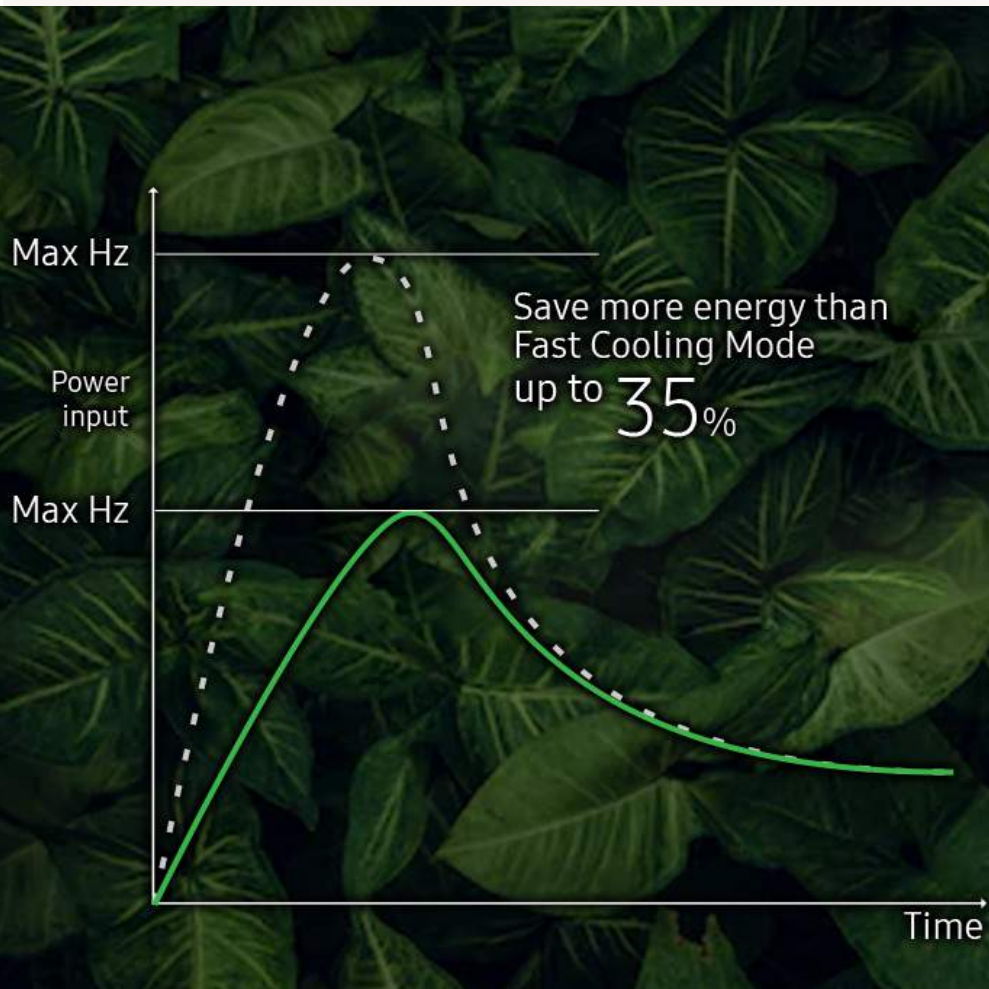
Good Sleep

Good Sleep mode creates the desirable climate for a good night's sleep. With its temperature control, it keeps you comfortable, so you fall asleep fast, sleep deeply, and wake up refreshed.

* Tested on the AR12TXCAAWKEU model compared with the Samsung conventional model AQ12EASER.

** Tested on the AR24TXFCAWKNEU model.

*** Tested on the AR07T9170HA3 compared with Samsung conventional models, measuring the accumulated power consumption of Fast Cooling mode vs. ECO mode





AI Auto Comfort

Experience an intelligent way of living with AI Auto Comfort*. It automatically optimizes the various modes by analyzing the room conditions and usage patterns**. Based on your preferred temperature, it automatically switches to the most appropriate mode to maintain the optimal conditions.

* A Wi-Fi connection and a Samsung account are required.** Stores user data, preferences and usage patterns to suggest the most useful options.



Wi-Fi Control

Temperatures in your home can be managed remotely using the SmartThings App*. Turning it on and off, selecting the cooling mode, scheduling its operation or monitoring the power consumption is just one touch away. The Bixby 2.0 Artificial Intelligence (AI) system** analyses and predicts your needs so it can suggest the best settings for inside your home.

* Available on Android and iOS devices. A Wi-Fi connection and Samsung SmartThings account are required.** Voice control is supported in English (US, UK, Indian), Chinese, Korean, French, German, Italian and Spanish. Portuguese is scheduled to be supported by the end of 2019.



SmartThings

Control the temperature in your home anytime and anywhere. Using the SmartThings App* you can remotely control and monitor the air conditioner with just a touch. Or simply tell artificial intelligence (AI) system* what you want** and it does it. It even suggests the best settings.

* Available on Android and iOS devices. A Wi-Fi connection and a Samsung account are required.** Voice control supported in English (US, UK, Indian), Chinese, Korean, French, German, Italian and Spanish. Portuguese will also be supported by the end of 2019.

Specifications



Cebu **R32**

Indoor Unit			AR09TXFYAWKNEU	AR12TXFYAWKNEU	AR18TXFYAWKNEU	AR24TXFYAWKNEU
Outdoor Unit			AR09TXFYAWKXEU	AR12TXFYAWKXEU	AR18TXFYAWKXEU	AR24TXFYAWKXEU
Capacity						
Capacity	Cooling (Nominal)	kW	2.5	3.5	5.0	6.5
	Cooling (Min–Max)	kW	0.9–3.4	0.9–4.0	1.6–6.7	1.4–7.6
	Heating @ +7 °C	kW	3.2	3.5	6.0	7.4
	Heating (Min–Max)	kW	0.9–4.5	0.9–5.0	1.3–8.0	1.2–9.4
	Heating @ -5 °C	kW	2.74	3.09	4.84	6.00
	Heating @ -10 °C	kW	2.48	2.87	4.57	5.55
	Heating @ -15 °C	kW	2.29	2.58	4.58	5.66
Performance						
Energy Efficiency Cooling	SEER ¹	W/W	6.7/ A++	6.5/ A++	6.8/ A++	6.4/ A++
	Power Consumption	kWh/a	131	188	257	355
	Pdesignc	kW	2.5	3.5	5.0	6.5
	EER	W/W	3.57	2.87	3.60	3.33
Energy Efficiency Heating	SCOP ¹	W/W	4.0/ A+	4.0/ A+	3.8/ A	4.0/ A
	Power Consumption	kWh/a	735	770	1,400	1,511
	Pdesignh (average)	kW	2.1	2.2	3.8	4.1
	COP ¹	W/W	3.81	3.72	3.53	3.15
Moisture Removal		L/h	1.0	1.5	2.0	2.5
Maximum Airflow (Cooling)	Indoor Unit	m ³ /min	10.5	10.9	16.5	17.2
	Outdoor Unit	m ³ /min	28.0	28.0	50.0	50.0
Sound Power	Indoor Unit (Cooling)	dB(A)	54	56	58	62
	Outdoor Unit (Cooling)	dB(A)	63	64	65	68
Sound Pressure	Indoor Unit High/Silent Mode	dB(A)	37/19	38/19	41/25	45/26
	Outdoor Unit High	dB(A)	46	47	51	54
Operating Temperature Range	Cooling	°C	-10–46	-10–46	-10–46	-10–46
	Heating	°C	-15–24	-15–24	-15–24	-15–24
Electrical Data						
Power Source		Φ, V, Hz	1Φ, 220–240 V, 50 Hz	1Φ, 220–240 V, 50 Hz	1Φ, 220–240 V, 50 Hz	1Φ, 220–240 V, 50 Hz
Compressor Type	Outdoor Unit	Type	BLDC Rotary	BLDC Rotary	BLDC Rotary	BLDC Rotary
Power Consumption	Cooling	W	700	1,220	1,390	1,950
	Heating	W	840	940	1,700	2,350
Operating Current	Cooling	A	3.6	5.6	6.4	8.8
	Heating	A	4.0	4.5	7.8	10.5
Dimensions						
Net Dimensions (W x H x D)	Indoor Unit	mm	820 x 299 x 215	820 x 299 x 215	1,055 x 299 x 215	1,055 x 299 x 215
	Outdoor Unit	mm	660 x 475 x 242	660 x 475 x 242	880 x 638 x 310	880 x 638 x 310
Net Weight	Indoor Unit	kg	9.1	9.1	11.5	11.6
	Outdoor Unit	kg	22.6	22.6	39.7	43.2
Refrigerant						
Refrigerant	Type		R32 (contains fluorinated greenhouse gases. GWP = 675)			
	Charging (for 5 m)	kg	0.70	0.70	1.30	1.30
	Charging Ton Equivalent CO ₂	tCO ₂ e	0.47	0.47	0.88	0.88
	Additional Refrigerant Charging	g/m	15	15	15	15
Piping Connections	Liquid Pipe	ø, mm (inch)	6.35 (1/4)	6.35 (1/4)	6.35 (1/4)	6.35 (1/4)
	Gas Pipe	ø, mm (inch)	9.52 (3/8)	9.52 (3/8)	12.70 (1/2)	15.88 (5/8)
Piping Length	Min/Max (ODU to IDU)	m	3/15	3/15	3/30	3/30
Piping Height	Max	m	8	8	8	8
Piping Connections	Drain Pipe	ø, mm	ø16.3, 550 mm	ø16.3, 550 mm	ø16.3, 550 mm	ø16.3, 550 mm

¹ Energy labels as shown are according to EU No 626/2011 (LOT10) label classification 2019, on a scale from D to A+++.

Accessory



Wireless Remote Controller (included)

Samsung Electronics Air Conditioner Europe B.V.
 Evert van de Beekstraat 310, 1118 CX Schiphol
 P.O. Box 75810, 1118 ZZ Schiphol
 +31 (0)8 81 41 61 00
 Netherlands